



ENVASES PREFERIDOS




18,2%

Envase reutilizable



17,8%

Papel o cartón



16,1%

Vidrio



9,3%

Plástico reciclado



9,3%

Plástico reciclable